

T8V.370

SPECIFICATIONS



Power at crankshaft	272 kW [370 cv]	Engine base	Toyota
Displacement	4.5 l [272 in³]	Fuel system	Direct injection High pressure Common Rail Electronically controlled
Configuration	8 cylinders V design 90° 4 valves per cylinder	Air intake	Twin turbocharger
Operation type	4 strokes Diesel	Cooling	Closed cooling with heat exchanger
Bore & Stroke	86 x 96 mm [3.39 x 3.78 in]	Max mounting angle	7° Front down 7° Front up
Compression ration	15.8 : 1	Alternator	12 Volt 120 Amp
Rated speed	3800 rpm	Rating	M6
Idling speed	550 rpm	Emission compliance	EPA marine Tier 3 RCD2 2013/53/EU
Peak torque	806 Nm	Dry weight	435 kg [959 lbs]
Peak storque speed	2600 rpm		

T8V.370

272 kW [370 cv] at 3800 rpm

TECHNICAL DESCRIPTION

ENGINE BLOCK

- 8 Cylinders V design 90°
- 4 Valves per cylinder
- Dual Overhead camshafts (DOHC)
- Water cooled exhaust manifold
- Internal balancers

FUEL SYSTEM

- Common Rail injection system
- Fuel filter with hand primer
- Integrated fuel cooler

LUBRIFICATION SYSTEM

- Replacable full-flow oil filter
- Oil dipstick
- Transmission oil cooler

COOLING SYSTEM

- Closed cooling with heat exchanger
- Gear driven self-priming raw water pump
- Coolant circulating pump
- Water cooled exhaust elbow

ELECTRICAL SYSTEM & INSTRUMENTATION

- 12 V / 120 A alternator
- 12 V Electrical system
- Complete instrumentation including key switch and alarms

AIR INTAKE

- Twin turbocharger

OTHER FEATURES

- Flexible engine mountings

OPTIONAL EQUIPMENTS & ACCESSORIES

- Complete marine propulsion systems
- Marine transmission adaptation kits
- Throttle and shift controls
- Additional instrumentation, Flying bridge extension harness
- Complete fuel systems
- Complete exhaust systems

RATINGS

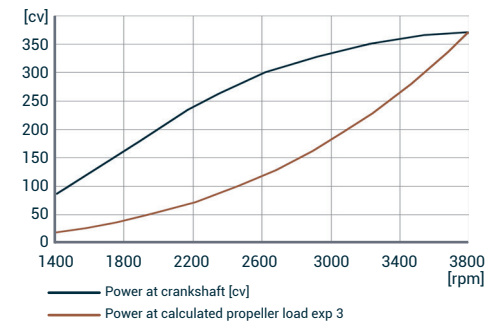
- Up to 500 annual operating hours
- Load factor up to 35%
- Full power for no more than 30 minutes out of each 8 hours of operation. The remaining time must be at, or below cruising speed

TRANSMISSIONS

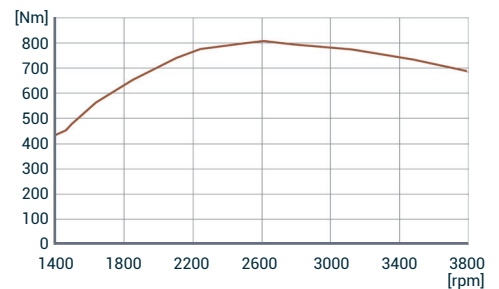
- Contact your local Nanni dealer for more details and availability for transmission model and type.

PERFORMANCE CURVES

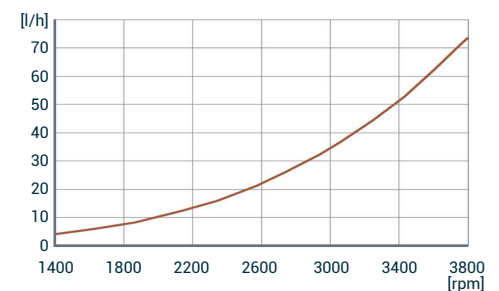
POWER AT CRANKSHAFT



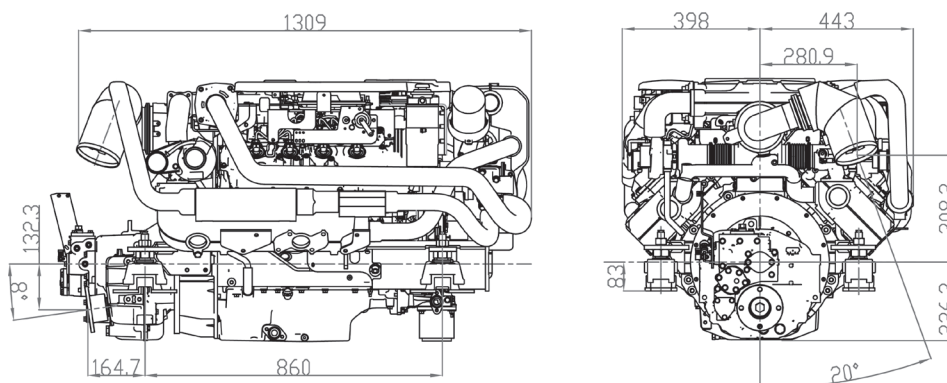
TORQUE AT CRANKSHAFT



FUEL CONSUMPTION



DIMENSIONS



NANNI INDUSTRIES S.A.S.

11, Avenue Mariotte - Zone Industrielle
33260 La Teste - France
Tel: +33 (0)5 56 22 30 60
Fax: +33 (0)5 56 22 30 79

Technical data according to ISO 8665. This document is not contractual. Nanni reserves the right to modify any of the characteristics stated in this document without notice, in a constant effort to improve the quality of its products. Images and illustrations may show non standard equipments. All combination of equipment & accessory are not available.
DGBXXC01024